



**MANUFACTURED TO
WORK AS HARD
AS YOU DO.**

D I G G I N G S Y S T E M S P A R T S C A T A L O G



Ditch Witch®



TABLE OF CONTENTS

03	CHAIN GUIDES
03	35K DIGGING SYSTEMS
09	50K DIGGING SYSTEMS
17	70K DIGGING SYSTEMS
19	110K DIGGING SYSTEMS
28	CONVERSION SPROCKETS
31	EARTH SAW
32	MICROTRENCHING
34	ROTO WITCH®
36	CASE HYDRA-BORE TOOLING
37	VACUUM ACCESSORIES
38	UPTIME KITS
39	PLOW ACCESSORIES
40	PLOW BLADES

CHAIN GUIDES

CHAIN SELECTOR

Key	●=Best	◐=Better	○=Good	SANDY SOIL	SOFT SOIL	MEDIUM SOIL	HARD SOIL	ROCKY SOIL	STICKY SOIL
4-Pitch DuraTooth®	◐	●	◐	○					●
2-Pitch DuraTooth	●	◐		●	●	●	●	○	
Shark® Chain II	○	◐		○	◐	●	◐	●	
Weld-on Alligator							◐	●	
Bolt-on Alligator						○	◐	●	
Bolt-on Alligator K-style						◐	●	●	
Shark/DuraTooth Combo						◐	●	●	
Alligator/DuraTooth Combo						◐	●	●	
Alternating Side Bar									●
Bolt-on Shark						◐	●	●	

35K DIGGING SYSTEMS

BARE CHAINS



4 PITCH		2 PITCH	
Pitch Length	Part Number	Pitch Length	Part Number
52	130-1101	16	137-208
62	130-1102	52	137-209
68	130-1103	62	137-210
84	130-1104	68	135-1531
		92	137-211

35K CHAINS

DURATOOTH®



4 PITCH

2 PITCH

Pitch Length	Part Number	
	4"	6"
52	135-1601	135-1605
62	135-1602	135-1606
68	135-1603	135-1607
84	135-1604	135-1608

Pitch Length	Part Number	
	4"	6"
44	135-1600	
52	137-218	137-217
62	137-215	137-216
68	137-219	137-221
78	135-1450	135-1451
84	137-220	137-222

DURATOOTH® COMBS



ALLIGATOR/DURATOOTH

SHARK®/DURATOOTH

Pitch Length	Part Number	
	4"	6"
52	137-229	
62	137-230	
68	137-231	
78	135-1456	135-1457
84	137-232	

Pitch Length	Part Number	
	4"	6"
52	137-233	135-1021
62	137-235	135-1633
68	137-236	135-1445
78	135-1454	135-1455
84	137-237	

SHARK® II



Pitch Length	Part Number	
	4"	6"
52	131-146	131-180
62	131-320	131-321
68	131-148	131-182
78	135-1458	135-1459
84	131-149	131-183

BOLT-ONS



ALLIGATOR

SHARK®



Pitch Length	Part Number		Pitch Length	Part Number	
	4"	6"		4"	6"
52	137-229		52	137-233	135-1021
62	137-230		62	137-235	135-1633
68	137-231		68	137-236	135-1445
78	135-1456	135-1457	78	135-1454	135-1455
84	137-232		84	137-237	

REPAIR STATIONS

MASTER PINS



Part Number	Description	Part Number	Description
131-001	Standard	135-1028	Chain Pin
131-164	Shark II (4")	135-1085	Lock Key
131-185	Shark II (6")		

AUGERS



Part Number	Model(s)
145-309	1020, 1220
320-267	1030, 1230, 1330
145-285	1820
145-206	SK3TR, SK5TR, 410SX
300-8782	RT10, RT12, RT16, RT20, RT24
301-5389	RT30
300-3472	1TRI, TR4, SK4TR
140-1182*	1TRH
300-3455	1TRH
140-1350**	C12, C14, C16
140-1371**	C16X, C24X, C30X

*Begins with serial number 394.

**Add auger spacer 301-7048 (35K) or 302-0691 (19K)

TOOTH ADAPTERS



Part Number	Model(s)	Size
136-029	Tooth Spacer	1"
131-003	Cast Tooth Adapter	8" width
131-004	Cast Tooth Adapter	10" width
131-005	Cast Tooth Adapter	12" width

35K TEETH & BITS



DURATOOTH®

Part Number

135-1230

135-1231



BITS

Part Number

131-259



BOLT-ON SHARK®



Part Number

135-638 Left

135-639 Center

135-637 Right



BIT HOLDERS

Part Number

136-165 Left

136-164 Center

136-163 Right



SPROCKETS

HEADSHAFT SPROCKET

Part Number	Model(s)
140-703 (9T)	1030, 1230, 1330
300-0081 (12T)	RT10, RT12, RT16, RT20, RT24, RT30
375-1164 (11T)	C12, C14, C16, C12X, C16X, C24X, C30X



TAIL SPROCKET & ROLLER ASSEMBLY

Part Number	Description
140-653	12T Tail Sprocket Assy
140-1099	14T Tail Sprocket Assy
142-754	Tail Roller Assembly
140-1104	Greasable Tail Roller Assembly
140-1289	Low-Profile Sprocket™, Sealed
140-1290	Low-Profile Sprocket, Greasable
140-1424	Spring Boom Tail Sprocket Assembly



SPLIT HEADSHAFT SPROCKET

Part Number	Model(s)
142-039 (10T)	1820
301-1871 (10T) w/ mud relief	
142-109 (10T)	SK350, SK500, SK600, SK650, SK750, SK752, SK755, SK800, SK1051, 420SX, R300
140-703 (9T)	1030, 1230, 1330

35K BOOMS



SMALL TAIL SPROCKET BOOM

Digging Depth	Pitch Length	Part Number
36"	68P	140-060
48"	84P*	140-060
		140-551
		Boom Extension

LPS, SEALED



35K SPRING BOOM STANDARD BOOM

Digging Depth	Pitch Length	Part Number	Part Number
24"	52P	140-1266	140-1302
30"	62P	140-1267	140-1287
36"	68P	140-1268	140-1288
42"	76P	140-1269	140-1304
48"	84P*	140-1269	140-1306

LPS, GREASABLE

STANDARD BOOM

Part Number
140-1303
140-1292
140-1293
140-1305
140-1307

ROLLER, SEALED



STANDARD BOOM

Digging Depth	Pitch Length	Part Number
18"	44P	141-775
24"	52P	141-792
30"	62P	141-793
36"	68P	141-791
42"	76P	140-1240
48"	84P*	140-531

ROLLER, GREASABLE

STANDARD BOOM

Part Number
140-1110
140-1112
140-1113
140-1111
-
140-531

50K DIGGING SYSTEMS

BARE CHAINS



4 PITCH

Pitch Length	Part Number
12	138-210
16	138-211
24	138-212
64	131-136
68	138-213
72	138-214

2 PITCH

Pitch Length	Part Number
12	138-217
16	138-219
24	138-216
54	138-228
64	131-135
68	138-218
72	138-215
84	135-1532
96	135-1533

ANTI-BACKFLEX 2 PITCH

Pitch Length	Part Number
68	139-218
72	139-215

ALTERNATING SIDE BARS



BAR CHAIN

Pitch Length	Part Number
12	138-279
16	138-278
24	138-280
72	138-281

DURATOOTH® CHAIN ASSEMBLY

Pitch Length	Pitch Length	
	5"	6"
68	133-282	
112		133-299
72		

DURATOOTH®



2 PITCH



Pitch Length	Part Number					
	5"	6"	8"	10"	12"	16"
54				131-115	131-116	131-117
64	131-137	131-138				
68	133-322	133-293	131-009	131-010	131-011	
72	133-324	133-290			131-008	
80	133-358	133-359	131-012	131-013	131-014	
84	133-356	133-325	131-015	131-016	131-017	
88	133-330	133-294				
92	133-360	133-361				
96	133-331	133-291				
100	133-332	133-224				
108	133-333	133-292				
112	133-391	133-295				
116	133-364					
120		133-268				



4 PITCH



Pitch Length	Part Number					
	5"	6"	8"	10"	12"	16"
64		131-142	131-143			
68	133-234	133-235				
72	133-240			133-267		
75	133-315					
80	133-245	133-246	133-247			133-249
84	133-357	133-326	133-327	133-328	133-329	
88	133-301			133-303		
92	133-255	133-256				
96	133-317	133-250	133-251		133-252	
100	133-318					
108	133-259	133-260		133-267		
112	133-309	133-310				
116	133-365					
124	133-319					
144	133-367					

COMBOS

SHARK®/DURATOOTH®



Pitch Length	Part Number	
	5"	6"
60		135-1483
64	131-140	
68	131-415	
80	131-412	
84	131-413	
96	131-416	

SHARK



Pitch Length	Part Number	
	6"	
64	135-1267	
68	135-1277	
80	135-1275	
84	135-1276	
96	135-1278	

ALLIGATOR/DURATOOTH



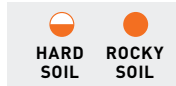
Pitch Length	Part Number	
	6"	
80	131-404	
84	131-405	
96	131-408	

ALLIGATOR



Pitch Length	Part Number	
	6"	
68	135-1273	
80	135-1271	
84	135-1272	
96	135-1274	

WELD-ONS



ALLIGATOR



Pitch Length	Part Number
	6"
80	131-050
84	131-096
96	131-097



SHARK® II



Pitch Length	Part Number
	6"
54	131-175
68	131-171
80	131-172
84	131-173
96	131-174

BOLT-ONS



ALLIGATOR



Pitch Length	Part Number	
	5"	6"
68	135-336	1351-407
72	135-335	
84	135-337	
96	138-225	

Bits not included



SHARK



Pitch Length	Part Number
	6"
68	132-302
72	132-301
84	132-303



REPAIR STATIONS

Part Number	Description
131-131	Repair Station
135-1067	Chain Pin
135-1086	Lock Key
131-184	Shark II
135-1149	Premium
138-203	Roller Link



TOOTH ADAPTERS

Part Number	Size
135-912	8" width
135-950	10" width
135-913	12" width
135-914	16" width



AUGERS

Part Number	Description
145-071 Left	Long Auger
145-070 Right	Long Auger
145-110 Left	Short Auger
145-109 Right	Short Auger



DURATOOTH®

Part Number

135-1233 Left

135-1236 Right



BOLT-ON SHARK® TEETH

Part Number

136-236 Left inline

136-237 Right inline

136-239 Left outside

136-238 Right outside

136-240 Left wide

136-241 Right wide



BOLT-ON BIT ADAPTERS

Part Number

136-036 Left inline

136-037 Right inline

136-039 Left outside

136-038 Right outside

136-040 Left wide

136-041 Right wide



INSERT BITS

Part Number

136-100

136-101

136-102

Description

Cap Bit

Insert Bit

Insert Bit

50K SPROCKETS & ROLLERS



SPROCKETS

Part Number	Description	Model(s)
142-005	10T Split Headshaft Sprocket	3610, RT36, TR50, ST37X
142-029	12T Headshaft Sprocket	RT45
142-030	14T Headshaft Sprocket	RT40
142-044	14T Split Headshaft Sprocket	RT45, XT1600
142-127	12T Split Headshaft Sprocket	RT45, XT1600
142-031	14T Auger Sprocket	RT45, RT55



TAIL ROLLERS

Part Number	Description
140-1398	Low Profile Tail Sprocket Assembly (Sealed) - ST37X, TR50
142-751	Tail Roller Assembly

50K SPROCKETS & ROLLERS

SMALL TAIL SPROCKET STANDARD BOOM

Digging Depth	Pitch Length	Part Number	Model(s)
36"	80P	140-124	RT55 33" 82P ON H516 & H553
48"	96P	140-125	RT55 46" 98P ON H516 & H553
60"	108P	140-330	RT55 58" 110P ON H516 & H553

LARGE TAIL ROLLER BOOM GREASE TENSION

Digging Depth	Pitch Length	Part Number	Model(s)
36"	80P	143-181	H313, SK7TR
42"	84P	143-050	H314, H350, H516, H553
48"	84P	143-180	H313, SK7TR
52"	96P	143-060	H314, H350, H516, H553

ST37X BOOMS



Digging Depth	Pitch Length	Part Number	Model(s)
24"	54P	140-1409	SK37X, TR50
30"	60P	140-1410	SK37X, TR50
36"	68P	140-1411	SK37X, TR50

SMALL TAIL SPROCKET WEAR BAR BOOM



Digging Depth	Pitch Length	Part Number	Model(s)
44"	72P	140-616	RT45
60.5"	88P	140-622	RT45



70K DIGGING SYSTEMS

BARE CHAINS

2 PITCH

Pitch Length	Part Number
8	138-701
16	138-702
52	138-703
62	138-704

4 PITCH

Pitch Length	Part Number	Pitch Length	Part Number
8	138-509	8	138-509
16	138-510	16	138-510
52	138-512	52	138-512
62	138-511	62	138-511

ANTI-BACKFLEX 2 PITCH

Pitch Length	Part Number
8	139-701
16	139-702
52	139-703
62	139-704

DURATOOTH®



2 PITCH

Pitch Length	Part Number	
	6"	10"
62	133-726	133-728
68	133-787	
76	133-790	
78	133-746	

4 PITCH

Pitch Length	Part Number	
	6"	8"
62	133-534	133-535
70	133-544	
78	133-554	133-555
94	133-564	



ANTI-BACKFLEX 2 PITCH

Pitch Length	Part Number	
	6"	8"
62	134-726	
70	134-736	
78		134-747
94	134-756	

BOLT-ON ALLIGATOR



ALLIGATOR®



Pitch Length	Part Number
	6"
52	135-775
62	135-776
68	135-786
70	135-777
76	135-789
78	135-778
94	135-779



ALLIGATOR PREMIUM/ANTI-BACKFLEX

Pitch Length	Part Number
	6"
62	137-776
70	137-777
78	137-778



REPAIR STATIONS

Part Number	Description
135-1182	Standard

PREMIUM/ANTI-BACKFLEX REPAIR STATION

Part Number
135-1187

PREMIUM/ANTI-BACKFLEX REPAIR STATION

Part Number	Description
135-1145	Chain Pin (includes Lock Key)
135-1176	Lock Key



TOOTH ADAPTERS



Part Number	Size
135-912	8" width
135-901	10" width
135-902	12" width
135-903	14" width
135-904	16" width



AUGERS

Part Number	Description
145-071 Left	Long
145-070 Right	Long
145-110 Left	Short
145-109 Right	Short

110K DIGGING SYSTEMS

BARE CHAINS

2 PITCH



Pitch Length	Part Number
4	138-413
8	138-412
10	138-414
16	138-410
62	138-411
70	135-1534
78	135-1535

ANTI-BACKFLEX 2 PITCH



Pitch Length	Part Number
8	139-412
16	139-410
62	139-411

K-STYLE 2 PITCH



Pitch Length	Part Number
8	131-244
62	131-241
64	131-242
70	131-243

4 PITCH



Pitch Length	Part Number
8	138-471
16	138-472
62	138-473

DURATOOTH®



2 PITCH



Pitch Length	Part Number				
	7"	8"	10"	12"	15"
62	133-420	133-421		133-423	
70	133-459	133-460		133-462	133-463
78	133-430	133-431	133-461	133-433	133-434
94	133-440	133-441			



ANTI-BACKFLEX 2 PITCH



Pitch Length	Part Number				
	7"	8"	10"	12"	15"
62	134-420	134-421	134-422	134-423	
70	134-459	134-460	134-461	134-462	134-464
78	134-430	134-431		134-433	

DURATOOTH® COMBS



SHARK®/DURATOOTH



Pitch Length	Part Number
	6"
62	131-264
66	131-265
70	131-266
72	131-267
78	131-268



ALLIGATOR/DURATOOTH



Pitch Length	Part Number
	6"
62	131-269
70	131-270
78	131-271

BOLT-ONS



ALLIGATOR



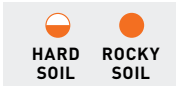
Pitch Length	Part Number	
	6"	ANTI-BACKFLEX 6"
62	135-485	137-485
70	135-486	137-486
78	135-487	137-487
94	138-488	137-488

ALLIGATOR®



ALLIGATOR K-STYLE

Pitch Length	Part Number		
	8"	10"	12"
62	131-245	131-249	131-253
70	131-247	131-251	131-255
78	131-248	131-252	131-256



WELD-ON ALLIGATOR

Pitch Length	Part Number	
	6"	7"
4		135-1510
6	135-1511	
8	135-1512	135-1513
62	135-1484	
64	135-1514	
70	135-1515	135-1465

SHARK® II



SHARK II

Pitch Length	Part Number	
	6"	8"
62	135-1494	135-1497
64	135-1495	135-1498
70	135-1496	135-1499
78	135-1492	135-1493

SHARK® II CONTINUED



REPLACEABLE BIT SHARK II

Pitch Length	Part Number	
	6"	8"
62	135-1500 Requires 52 Bits	135-1501 Requires 67 Bits
70	135-1502 Requires 56 Bits	135-1503 Requires 76 Bits
78	135-1504 Requires 62 Bits	135-1505 Requires 85 Bits



REPAIR STATIONS

PREMIUM/ANTI-BACKFLEX REPAIR STATION

Part Number
135-1188



STANDARD REPAIR STATION

Part Number	Description
135-1183	
135-1176	Lock Key
135-1480	Master Pin, Obround
135-1146	Master Pin, Round



ALLIGATOR REPAIR STATION

Part Number	Description
135-1185	K-Style
135-1474 (7")	Alligator

REPAIR STATIONS CONT.

SHARK® II REPAIR STATION



Part Number	Description
135-1623	Shark II 6"
135-1624	Shark II 8"
135-1625	Replaceable Shark II 6"
135-1626	Replaceable Shark II 8"

MASTER PINS



Part Number	Description
135-1146	Round Master Pin
135-1480	Obround Master Pin

ROLLER LINKS



Part Number

135-1490

TOOTH ADAPTERS



Part Number	Size
135-901	10" width
135-902	12" width
135-903	14" width
135-904	16" width
135-905	18" width

AUGERS



Part Number	Description
145-071 Left	Long
145-070 Right	Long
145-110 Left	Short
145-109 Right	Short



DURATOOTH®

Part Number

135-1239 Left

135-1242 Right

BOLT-ONS

BIT HOLDER

Part Number

135-975 Left Inside

135-976 Right Inside

135-973 Left Outside

135-974 Right Outside



SHARK® TOOTH

Part Number

136-275 Left Inside

136-276 Right Inside

136-274 Left Outside

136-273 Right Outside



70K/110K TEETH & BITS

INSERT BITS

ALLIGATOR INSERT BIT (.765 DIAMETER)



Part Number

136-100

136-101

136-102

Description

Cap Bit

Insert Bit

Insert Bit

WELD-ON AND K-STYLE ALLIGATOR INSERT BIT (.875 DIAMETER)



Part Number

131-290

136-222

131-828

Description

Cap Bit

Insert Bit

Retainer Ring

REPLACEABLE SHARK® BIT



Part Number

401-277

Description

Shark Bit

SPROCKETS



HEADSHAFT SPROCKET

Part Number	Description
140-717	Split 10T
141-589	Split 11T
141-740	Split 12T
142-009	Solid 10T



IDLER SPROCKET

Part Number	Description
140-665	10T



IDLER SPROCKET

Part Number	Description
142-038	10T - RT55



IDLER SPROCKET

Part Number	Description
140-656	10T (Includes Bearings)

70K/110K TEETH & BITS

BOOMS AND TAIL ROLLERS

LARGE TAIL ROLLER BOOM WITH WEAR BAR



Digging Depth	Pitch Length	Part Number			
		Tail Roller Boom		Heavy Duty Boom	
		Boom	Boom Tube	Boom	Boom Tube
48"	62	140-546	140-1128	141-659	140-1176
58"	70	140-547	140-1129	141-658	140-1177
69"	78	140-548	140-1130	141-660	140-1178



TAIL ROLLER

Part Number	Description
142-757	19" Tail Roller (L/Bearings)
129-013	HD Tail Roller (L/Bearings)
142-756	Tail Roller (RT80 - L/Bearings)

LARGE TAIL ROLLER BOOM WITHOUT WEAR BAR



Digging Depth	Pitch Length	Part Number	
		Boom	Boom Tube
48"	62	140-545	140-1128
58"	70	140-545	140-1129
69"	78	140-545	140-1130
90"	94	140-545	140-1131



LARGE TAIL ROLLER BOOM WITH WEAR BAR

Digging Depth	Pitch Length	Part Number
39"	52	143-120
52"	62	143-130
62"	78	143-375
62"	76	140-1225

SMALL TAIL SPROCKET BOOM



Digging Depth	Pitch Length	Part Number
45"	62	143-205
52"	68	143-206
65"	78	143-207
93"	94	143-208
52"	68	140-128
62"	78	140-331
84"	94	140-1186

COMPETITIVE DIGGING CHAIN

Item	Part Number
27k 2P CMB Dur/SHK B 60p 2.72"	135-1666
Duratooth, Left 3/16" 27k	135-1670
Duratooth, Right 3/16" 27k	135-1671
Machined Barreto Sprocket (27K, 13T)	140-1482
Tail Roller Assembly (4" OD, TR, BA)	142-9551
Tail Roller Assembly (6.5" OD, TR, BA)	142-9555

CONVERSION SPROCKETS

OUR CONVERSION SPROCKETS AND CHAINS LET YOU USE DITCH WITCH CHAIN AND TEETH.

- High-grade steel is selectively heat treated for better wear resistance and shock load absorption.
- Fits and performs to OEM specifications.
- Wide, smooth tooth face profile decreases roller cupping.
- Uniform hard facing distribution.
- Long-life, high-production tooth design.

VERMEER® CHAIN CONVERSION CHART

35K	VERMEER 1.654P	NO CONVERSION NEEDED											
50K	VERMEER 2.00P	NO CONVERSION NEEDED											
70/110K	IF YOUR VERMEER 3.00P IS ▶	46	52	54	56	60	62	64	70	72	74	80	90
	THEN YOUR DITCH WITCH 3.110P IS ▶	45	51	53	55	59	61	63	69	71	73	79	89

CASE CHAIN CONVERSION CHART

35K	CASE 1.654P 28K CHAIN	NO CONVERSION NEEDED											
50K	IF YOUR CASE 2.609P IS ▶	48	58	68	70	78	88	98					
	THEN YOUR DITCH WITCH 2.00P IS ▶	63	76	89	92	102	115	128					
70/110K	IF YOUR CASE 3.075P IS ▶	54	57	61	67	68	79	80	89	107			
	THEN YOUR DITCH WITCH 3.110P IS ▶	55	58	62	68	69	80	81	90	108			
70/100K	IF YOUR VERMEER 3.250P IS ▶	55	62	64	70	75	78	84	86	101			
	THEN YOUR DITCH WITCH 3.110P IS ▶	59	66	68	75	80	83	90	92	108			

BARRETO SPROCKETS

Ditch Witch Part Number	Barreto Part Number	Description	Model(s)	Chain Class
142-9504	02710B	10T Headshaft Sprocket	712/912/1324/1424/1624/1824/2024/2324	33K/35K

VERMEER® SPROCKETS

Ditch Witch Part Number	Vermeer Part Number	Description	Model(s)	Chain Class
142-9516	220359-001	10T Headshaft Sprocket	LM35/LM40/V1150/V1550/V1650/V1850	33K/35K
142-9519	205301-001	10T Idler Sprocket	LM35/LM40/V1150/V1550/V1650/V1850	33K/35K
142-9517	205366-003	10T Headshaft Sprocket	LM35/LM40/LM42/V1150/V1550/V1650/V1850/RT100	33K/35K
142-9494	210000-001	14T Split Headshaft Sprocket	4150/4750/V1650	50K
142-9431	203593-001	12T Auger Sprocket	4150/4750/V1650	50K
142-9531		17T Headshaft Sprocket	RTX450 (High Headshaft)	50K
142-9404	16588-003	12T Split Headshaft Sprocket	V430A/V16A/V3550	50K
142-9499	242742001	15T Headshaft Sprocket	V3550/V3550A/RT460 Low Headshaft (One Piece Drive Sprocket)	50K
142-9500	203601-001	12T Split Headshaft Sprocket	RT350	50K
142-9533		11T Headshaft Sprocket		70K/110K
142-9426	204052-001	10T Split Headshaft Sprocket	4150/4750/5750/RTX550	70K/110K
142-9433	47896-001	9T Auger Sprocket and Shaft	M475/M485/M455/M455A/M465/V454/V470	70K/110K
142-9420	39022-001	9T Idler Sprocket (1.25" Shaft)	V434/D16	70K/110K
142-9428	19910-001/40233-001	12T Split Headshaft Sprocket	V450/D16/VH18/M475/M485/M455/M455A/M465/V454/V70	70K/110K
142-9427	204039-001	8t Auger Sprocket and Shaft	V450/D16/VH18/4150/4750/5750	70K/110K
142-9422	212EE	7T Idler Sprocket	M30/M437A	70K/110K
142-9416	201593-001	15T Headshaft Sprocket	7550/8050/VH1580	70K/110K
142-9418	206170-001	12T Auger Sprocket and Shaft	V450/D16/VH18/7550/8050/VH1580	70K/110K
142-9400	296317080	15T Headshaft Sprocket	RTX750/TR750/SO750	70K/110K
142-9401	29306796/15915-003	10T Headshaft Sprocket		70K/110K
142-9414		9T Idler Sprocket	M475/M485/M455/M455A/M465/V454/V470	70K/110K
142-9501	264824-001	10T Headshaft Sprocket	RT650	70K/110K
142-9502	296306796	11T Headshaft Sprocket	RTX750/P1750	70K/110K
142-9503	196288169	15T Headshaft Sprocket	V8550/V8550S/VH1850/SO1850/RT8550/V120/TR120/RT950/RT1250/RTX1250/XTS1250	70K/110K

BOBCAT®/MIDMARK®/BURKEEN® SPROCKETS

Ditch Witch Part Number	Bobcat/Midmark/Burkeen Part Number	Description	Model(s)	Chain Class
142-9528				
142-9489	6633361	15T Headshaft Sprocket		50K
142-9514	6633362	9T Headshaft Sprocket	T108/T114/108/140	33K/35K
142-9488	6641230	10T Idler Sprocket	T108/T114/T116/T208/108/140/B16	33K/35K
142-9487	6654134	10T Headshaft Sprocket	T116/T208/B16	33K/35K
142-9492	6634446	Split Headshaft Sprocket	T116/T208/B16	33K/35K
142-9491	458166	12T Headshaft Sprocket	T135/T136/250/321/332/B35/B36	33K/35K
142-9497	6959090	14T Headshaft Sprocket	T135/T136/250/321/332/B35/B36	33K/35K
142-9483	6700779	14T Headshaft Sprocket		50K
142-9413		13T Headshaft Sprocket	3022/3023/B35/B36	50K
142-9480		14T Auger Sprocket	LT303	50K
142-9525		14T Tail Sprocket		50K
142-9526		14T Tail Sprocket		50K

CONVERSION SPROCKETS

CASE®/ASTEC®/TORO® SPROCKETS

Ditch Witch Part Number	Vermeer Part Number	Description	Model(s)	Chain Class
142-9513	H033563	10T Idler Sprocket	7+2/10+2/12+2/12+4/14+4/16+4/18+4/20+4/25+4/25+4XP/TF300/TL60/TL70/TL100/TL120/Maxi Sneaker	33K/35K
142-9510	H404004/H207688	10T Headshaft Sprocket	7+2/10+2/12+2/TL60/TL70/TL100/TL120	33K/35K
142-9514	H503664	10T Idler Sprocket Assembly	7+2/10+2/12+2/12+4/14+4/16+4/18+4/20+4/25+4/25+4XP/TF300/TL60/TL70/TL100/TL120/Maxi Sneaker	33K/35K
142-9437	H068494	11T Auger Sprocket	12+4/14+4/16+4/18+4/20+4/25+4/25+4XP/TF300/Maxi Sneaker	33K/35K
142-9509	H069773	10T Split Headshaft Sprocket	12+4/14+4/16+4/18+4/20+4/25+4/25+4XP/TF300/Maxi Sneaker	33K/35K
142-9529	99-4330/100-1699	12T Headshaft Sprocket (2 holes)	TRX Attachment 22447	33K/35K
142-9532	104-1964	12T Headshaft Sprocket (6 holes 1/2")	TRX Attachments 22465/ TX413/22470 High Torque/22471 High Speed	33K/35K
142-9495	H148569	12T Headshaft Sprocket	25+4/25+4XP/30+4/360/40+4/TF600/TF700/DH4/DH4B/DH5	50K
142-9515	H115683	9T Idler Sprocket	25+4/25+4XP/30+4/360/40+4/TF600/TF700/DH4/DH4B/DH5	50K
142-9467	126170A1	18T Auger Sprocket	460/560	50K
142-9473	130418A1	18T Split Headshaft Sprocket	560 Direct Drive	50K
142-9465	104152A1	19T Split Headshaft Sprocket	460/560 Planetary with 7.7" Bolt Circle	50K
142-9470	139796A1	17T Tail Sprocket	460/560	50K
142-9472	139794A1	12T Idler Sprocket	460/560	50K
142-9445	H375899	14T Auger Sprocket	25+4/25+4XP/30+4/360/40+4/TF600/TF700/DH4/DH4B/DH5	50K
142-9520	H531251	9T Idler Sprocket	25+4/25+4XP/30+4/360/40+4/TF600/TF700/DH4/DH4B/DH5	50K
142-9507	H132761	8T Idler Sprocket	DH4/DH4B/DH5/DH7/70+4/TF1000	70K/110K
142-9508	H375881	8t Auger Sprocket (2" BORE)	DH4/DH4B/DH5	70K/110K
142-9448	H037168	10T Split Headshaft Sprocket	DH7/70+4/TF1000	70K/110K
142-9496	H212811	9T Split Headshaft Sprocket	DH4/DH4B/DH5	70K/110K
142-9511	H099226	8t Auger Sprocket (2 1/8" BORE)	DH7/70+4/TF1000	70K/110K
142-9468	122432A1	19T Split Headshaft Sprocket	460 Direct Drive with 4.24" Bolt Circle	70K/110K
142-9518	H438347	13T Split Headshaft Sprocket (9/16" Bolt Holes)	660/760/860/960	70K/110K
142-9461	H433851	13T Tail Sprocket (1/2" Bolt Holes)	660/760/860/960	70K/110K
142-9506	H433989	8T Idler Sprocket	660/760/860/960	70K/110K
142-9454	H433352	10T Auger Sprocket	760	70K/110K
142-9463	H434598	11T Auger Sprocket	660/860	70K/110K
142-9512	H186252A1	13T Auger Sprocket	660/760/860/960 (FOR USE WITH LARGE TAIL ROLLER BOOM)	70K/110K
142-9455	H434598	13T Tail Sprocket (1/2" Bolt Holes)	760	70K/110K
142-9457	H433264	13T Split Headshaft Sprocket	760	70K/110K
142-9458	H438347	13T Split Headshaft Sprocket	760	70K/110K

EARTH SAW

SAW SEGMENT KITS



Part Number	Trench Width	Saw Type	Bit Quantity	Cutting Pattern	Compatible Models
190-1310	2.5" Centerline	H342 18"	36	Chevron	RT40, RT45, RS40, RT120, RT120 QUAD, RT125, RT125 QUAD
100-861	8" Centerline	H942 30"	60	Chevron	RT95, RT115, HT115, RS40, RT120, RT120 QUAD, RT125, RT125 QUAD
100-054	4.5" Centerline	H1140 40" RS40	80	Chevron	RT95, RT115, RT115 QUAD, HT115, RS40, RT120, RT120 QUAD, RT125, RT125 QUAD
100-866	6" Centerline	H1140 40" RS40	80	Chevron	RT95, RT115, RT115 QUAD, HT115, RS40, RT120, RT120 QUAD, RT125, RT125 QUAD
100-862	8" Centerline	H1140 40" RS40	80	Chevron	RT95, RT115, RT115 QUAD, HT115, RS40, RT120, RT120 QUAD, RT125, RT125 QUAD

INSERT BITS



Part Number	Trench Width	Compatible Models
136-101	Insert Bit	RT40, RT45
136-222	Insert Bit	RT55, RT95, RT115, RT115 QUAD, HT115
131-290	Insert Bit	RT55, RT95, RT115, RT115 QUAD, HT115
136-102	Heavy Duty Insert Bit	RT40, RT45
136-100	Cap Bit	RT40, RT45
259-001	Bit Puller - Hammer	RT45, RT55, RT80, RT105, RT120, RT120 QUAD, RT125, RT125 QUAD
259-002	Bit Puller - Slide Hammer	RT45, RT55, RT80, RT105, RT120, RT120 QUAD, RT125, RT125 QUAD

WEAR BAR KITS



Part Number	Trench Width
136-101	Insert Bit
136-222	Insert Bit
131-290	Insert Bit
136-102	Heavy Duty Insert Bit
136-100	Cap Bit
259-001	Bit Puller - Hammer
259-002	Bit Puller - Slide Hammer

MICROTRENCHING

MT12



135-5011

RELOAD

Part Number	Description
135-50106	1.0" PDC INSERT, 34"
135-50107	1.5" PDC INSERT, 34"
135-50109	2.0" PDC INSERT, 34"

WELDED

Part Number	Description
135-50112	1.0", 24T PDC SHARK, 34"
135-5001	.75" PDC SHARK, 34"
135-5000	.5" PDC SHARK, 34"
135-5005	1.0" PDC SHARK, 34"

MT16



135-5001

RELOAD

Part Number	Description
135-50103	1.0" PDC INSERT, 43"
135-50105	1.5" PDC INSERT, 43"
135-50108	2.0" PDC INSERT, 43"
135-50113	2.0" PDC STAGGERED, 43"

WELDED

Part Number	Description
135-50100	.75 PDC SHARK, 43" CURB
135-5011	.5" PDC SHARK, 43"
135-5012	.75" PDC SHARK, 43"
135-5034	1.0" PDC SHARK, 43"
135-50110	1.0", 24T PDC SHARK, 43"
135-50111	1.0", 28T PDC SHARK, 43"
135-50115	1.5" 28T PDC, 43"
135-50116	2.0" 28T PDC, 43"

MT26



RELOAD

Part Number	Description
135-50102	2.0" PDC INSERT, 63"
135-50104	1.5" PDC INSERT, 63"
135-50114	2.0" PDC STAGGERED, 63"

PARTS AND ACCESSORIES



105-1541



135-1211

Part Number	Description
135-1211	M10 Carbide Full Cap Bit (for use with conical and combo blades)
105-1541	Roll Pin (5 mm x 16 mm) for use with 135-1211 conical bit
190-2330	bb12 Water Kit
302-4844	PDC Segment (1.5")
105-2303	Spiral Pin (2 per 302-4844 segment)
302-5044*	PDC Segment (1.0")
302-6173	PDC Segment (2.0")
302-6174	PDC Center Cut
303-1904	PDC Segment (2.0")
303-3473	PDC Center Cut
303-3479	PDC Segment (2.0")
135-10104	PDC Bit Segment (1.0")
135-10106	PDC Bit Segment (1.5") .5" Stem
105-10217	Groove Pin .375 x 1.000
300-11246	Silicone Cord

135-5013 takes 25302-5044 to rebuild, 135-5007 takes 14 302-4844 to rebuild, 135-5006 takes 20 302-4844 to rebuild, 135-5014 takes 25 302-4844 to rebuild, 135-5018 requires 10 302-6173 and 10 302-6174 to rebuild, 135-5021 requires 12 301-6174 and 13 302-6173 to rebuild

135-50109: Requires 10x 135-10100 and 10x 135-10101, 135-50108: Requires 12x 135-10100 and 13x 135-10101, 135-50102: Requires 19x 135-10100 and 19x 135-10101

Only Ditch Witch® digging components are designed and specifically manufactured to work together as a system for optimal performance.





CONNECTOR SHAFTS

Part Number	Description	Style
167-035	Coupler	Threaded
351-266	Pin	Threaded Slip Latch To Threaded
351-236	Coupler	Slip Latch
351-267	Coupler	Slip Latch Threaded To Slip Latch



DRILL STEMS

Part Number	Description	Style
351-096	10' Drill Pipe Section	Threaded
351-030	All Thread For Above	Threaded
351-255	5' Stem Section	Slip Latch
351-256	10' Stem Section	Slip Latch



DRILL STEM GUIDE ASSEMBLY

Part Number
118-097



FISH TAIL BIT

Part Number	Style
351-026	Threaded



COMPACTION BIT

Part Number	Cut	Style
351-136	1.50"	Slip Latch
351-138	1.75"	Slip Latch
351-140	2.00"	Slip Latch
351-142	2.25"	Slip Latch



SAND BIT

Part Number	Cut	Style
351-143	1.38"	Slip Latch

ROCK BIT



Part Number	Cut	Style
351-310	1.5" Two Prong	Slip Latch
351-311	2.0" Two Prong	Slip Latch
351-312	3.0" Two Prong	Slip Latch
351-337	1.5" Spade	Slip Latch
351-313		Bit Body
351-314		Bit Body
105-525		Roll Pin For Rock Bit

PIPE PULLING ADAPTERS



Part Number	Size
354-046	1" NPT
354-047	1½" NPT
354-048	2" NPT
354-049	2½" NPT
354-050	3" NPT
354-051	4" NPT
354-052	6" NPT

PULLING GRIPS



Part Number	Size
185-901	3.8" to ½"
185-902	½" to ¾"
185-903	¾" to 1¼"
185-904	1¼" to 2"
185-906	2" to 2¾"
185-907	2¾" to 3½"
185-913	3½" to 4¼"
185-914	4¼" to 4¾"
110-289	Anchor Shackle

FROST AUGERS



Part Number	Cut	Style	Size
351-331	1.5"	Slip Latch	1.5" & 2" Rock Bits
351-332	3"	Slip Latch	3" Rock Bits

REAMERS



Part Number	Diameter	Style
351-065	4.75"	Threaded
351-013	6.00"	Threaded
351-014	8.00"	Threaded
351-059	10.00"	Threaded
351-031	12.00"	Threaded
351-147	2.50"	Slip Latch
351-148	3.00"	Slip Latch
351-149	3.50"	Slip Latch
351-150	4.00"	Slip Latch

CASE HYDRA-BORE TOOLING

Part Number	Desc.	Size	Ditch Witch Description
130-3960			TORO - DRILL ROD GUIDE 48"
130-3848	Dry Compaction Reamer	2.50" 7/8" Swivel	TORO - COMPACTION REAMER 2.50 CASE/ASTEC
130-3849	Dry Compaction Reamer	3.00" 7/8" Swivel	TORO - COMPACTION REAMER 3.00 CASE/ASTEC
130-3850	Dry Compaction Reamer	3.50" 7/8" Swivel	TORO - COMPACTION REAMER 3.50 CASE/ASTEC
130-3851	Dry Compaction Reamer	4.00" 7/8" Swivel	TORO - COMPACTION REAMER 4.00 CASE/ASTEC
130-3865	Rock Head	2.00" 7/8"	TORO-HD ROCK HEAD 2.00 CASE/A
130-3867	Rock Head	3.00" 7/8"	TORO - HD ROCK HEAD 3 CASE/ASTEC
130-3804	Dry Compaction Bit	1.50" 7/8"	TORO-COMPACTION BIT CASE/ASTEC
130-3805	Dry Compaction Bit	1.75" 7/8"	TORO - COMPACTION BIT CASE/ASTEC 1.75
130-3806	Dry Compaction Bit	2.00" 7/8"	TORO - COMPACTION BIT CASE/ASTEC 2.00
130-3807	Dry Compaction Bit	2.50" 7/8"	TORO - COMPACTION BIT CASE/ASTEC 2.50
130-3915	Replacement Clips	Case of 10	TORO-CASE/ASTEC DRILL RO CLIPS
AUH94961	Replacement Clips	Clip Retainer 1	TORO-CLIP-RETAINER
130-3909	Rod	7/8" 120"	TORO-DRILL ROD 120 CASE/ASTEC
AUH646901	Adapter from U-joint		TORO - ADAPTER

VACUUM ACCESSORIES

HYDRO EXCAVATION

Part Number	Model(s)	Description
150-2624	FX20, FX25, HX30, FX30, FXT30, MV800	Prospector™ Nozzle (#3)
150-2625	HX50, FX50, FXT50, FX65, HX75, FXT65	Prospector Nozzle (#5)
190-2506	HX50, FX50, FXT50, FX65, HX75, FXT65	Prospector Assembly Lance 48" (#5)
190-2507	FX20, FX25, HX30, FX30, FXT30, MV800	Prospector Assembly Lance 48" (#3)
259-1012	All	Prospector Extension 48"
259-1017	All	Wash Wand
150-2630	FX20, FX25, HX30, FX30, FXT30, MV800	Prospector Nozzle (#3) Repair Kit
150-2631	FX20, FXT50, FX65, FXT65, HX75	Prospector Nozzle (#5) Repair Kit



AIR EXCAVATION

Part Number	Model(s)	Description
350-4430	FXT30 Air, FXT50 Air, FXT65 Air	Air Saber Assembly
350-4431	FXT30 Air, FXT50 Air, FXT65 Air	Air Saber Extension 36"



UPTIME KITS

TRENCHERS

Part Number	Model(s)	Kit Type
190-2177	410SX (GAS)	1000HR
190-2200	C12	Basic
190-2426	C14	Basic
190-2430	C16/C16X	Basic
190-2435	C24X	Basic
190-2440	C30X	Basic
190-1759	RT12	Basic
190-1760	RT16	Basic
190-1761	RT20/24	Basic
190-1764	RT45	Basic
190-1766	410SX T4i	Basic
190-1767	420SX T2/T4i	Basic
190-2103	RT30	Basic
190-2122	RT80Q T4F	Basic
190-2142	RT120 T4i	1000HR
190-2147	RT100 T4i	1000HR
190-2151	RT45 T4F	1000HR
190-2152	RT45 T4i	1000HR
190-2154	RT45 T4i	1000HR
190-2166	RT120Q T4i	Basic
190-2176	410SX GAS	1000HR
190-2181	RT55 T4i	1000HR
190-2151	RT45 T4F	1000HR
190-2153	RT45 T4	1000HR
190-2197	ST37X	Basic
190-2167	RT125 QUAD	Basic

VACUUM EXCAVATORS

Part Number	Model(s)	Kit Type
190-2101	FX20	Basic
190-2102	FX25, MV800	Basic
190-2104	FX30, FXT30 T3, T4F (NOT T4i)	1000HR
190-2161	FX50, FXT50 T4i	1000HR
190-2162	FX50, FXT50 T4F	1000HR
190-2186	FX60 T4i	1000HR
190-2187	FX60, FXT60, FX65, FXT65 T4	1000HR

TRENCHLESS

Part Number	Model(s)	Kit Type
190-2100	FM25	Basic
190-2105	FM13V	Basic
190-2131	JT5 T4F	1000HR
190-2172	JT9 T4F	1000HR
190-2174	JT9 T4i	1000HR
190-2112	JT20 T4F, T4i	1000HR
190-12106	JT25 T3	1000HR
190-2107	JT25 T4i	1000HR
190-2136	JT/AT30 T3	1000HR
190-2137	JT/AT30 T4i	1000HR
190-2116	JT-AT100 T3	1000HR
190-2126	JT1220 T4i	1000HR
190-2173	JT922 T3	1000HR
190-2191	MR90	1000HR
190-2156	JT/AT60 T3	1000HR
190-2445	JT/AT40 HRC	Basic
190-2447	JT/AT40 LRC	Basic
190-2117	JT/AT100 T4F	Basic
190-1052	AT30 T3	Basic
190-2138	JT25, JT30, AT30 T4F	Basic
190-2139	JT25, JT30, AT30 LRC	1000HR

MINI SKID STEERS

Part Number	Model(s)	Kit Type
190-1762	SK350	Basic
190-1763	Sk650, SK750, SK752, SK755 T4i	Basic
190-2196	SK850, SK1050, SK1550	Basic
190-1765	R300	Basic
190-2195	SK600, SK800	Basic
190-2199	SK900	Basic



PLOW ACCESSORIES



SOD CUTTER KITS

Part Number	Model(s)
190-1227	R230, R300
190-084	410SX
190-1075	420SX
190-1468 HeavyDuty	420SX



SKID SHOE CONVERSION KITS

Part Number	Model(s)
190-220	R230, R300, SK5VP
190-213	410SX
190-212	420SX



REEL CARRIERS

Part Number	Model(s)
190-1225	R230, R300
100-026	100SXH
190-512	410SX



PLUGGING GRIPS

Part Number	Model(s)
185-901	3.8" to 1/2"
185-902	1/2" to 3/4"
185-903	3/4" to 1 1/4"
185-904	1 1/4" to 2"
185-906	2" to 2 3/4"
185-907	2 3/4" to 3 1/2"
185-913	3 1/2" to 4 1/4"
185-914	4 1/4" to 4 3/4"
110-289	Anchor Shackle

PLOW BLADES

ADJUSTABLE FEED BLADES

Part Number	Cover Depth	Feed Width	Radius	Model(s)
185-1010	12-18"	.75"	3.0"	420SX
185-1011	18-24"	.75"	3.0"	420SX
185-596	12-18"	1.0"	3.0"	420SX
185-597	18-24"	1.0"	3.0"	420SX
187-028	10-16"	.75"	.50"	420SX
186-913	12-24"	.50"	3.0"	RT45, SK7VP, 410SX (Fixed Chute Adjustable Blade)
185-397	24-30"	.75"	3.0"	RT55
185-398	18-24"	.75"	3.0"	RT55
185-399	24-30"	1.0"	10"	RT55
185-400	18-24"	1.0"	10"	RT55
185-421	24-30"	1.5"	6.5"	RT55
185-422	18-24"	1.0"	6.5"	RT55
185-423	24-30"	2.0"	8.0"	RT55
185-424	18-24"	2.0"	8.0"	RT55
185-305	22-30"	1.0"	9.0"	RT80Q, RT95H, RT105, RT115H, RT115Q, HT115, RT125, RT125Q
185-306 with toe	22-30"	1.0"	9.0"	RT80Q, RT95H, RT105, RT115H, RT115Q, HT115, RT125, RT125Q
185-311	22-30"	1.5"	9.0"	RT80Q, RT95H, RT105, RT115H, RT115Q, HT115, RT125, RT125Q
185-310 with toe	22-30"	1.5"	9.0"	RT80Q, RT95H, RT105, RT115H, RT115Q, HT115, RT125, RT125Q
185-316	22-30"	2.0"	10"	RT80Q, RT95H, RT105, RT115H, RT115Q, HT115, RT125, RT125Q
185-315 with toe	22-30"	2.0"	10"	RT80Q, RT95H, RT105, RT115H, RT115Q, HT115, RT125, RT125Q
185-283	28-36"	1.5"	7.5"	RT80Q, RT95H, RT105, RT115H, RT115Q, HT115, RT125, RT125Q
185-281 with toe	28-36"	1.5"	7.5"	RT80Q, RT95H, RT105, RT115H, RT115Q, HT115, RT125, RT125Q
185-285	28-36"	2.0"	10"	RT80Q, RT95H, RT105, RT115H, RT115Q, HT115, RT125, RT125Q
185-284 with toe	28-36"	2.0"	10"	RT80Q, RT95H, RT105, RT115H, RT115Q, HT115, RT125, RT125Q
185-1081	28-36"	2.0"	10"	RT80Q, RT95H, RT105, RT115H, RT115Q, HT115, RT115Q, RT120Q, RT125, RT125Q
185-1091	28-36"	1.5"	7.5"	RT80Q, RT95H, RT105, RT115H, RT115Q, HT115, RT115Q, RT120Q, RT125, RT125Q
185-1103	34-42"	1.5"	7.5"	RT105, RT115Q, RT120Q, RT125, RT125Q
185-1110	34-42"	2.0"	10"	RT105, RT115Q, RT120Q, RT125, RT125Q



HYDRAULICALLY ADJUSTABLE



Part Number	Cover Depth	Feed Width	Radius	Model(s)
185-501	23-40"	2.0"	10"	HT115
185-549	23-40"	3.0"	14"	HT115
185-582	26-48"	2.0"	10"	HT115
185-574	26-48"	3.0"	14"	HT115

ADJUSTABLE FEED BLADES

Part Number	Cover Depth	Feed Width	Radius	Model(s)
185-960	12"	.75"	3.0"	420SX
185-202	9.5"	.75"	3.1"	SK5VP
186-463	12"	.75"	7.5"	SK5VP, R230, R300
186-455	12"	.75"	3.0"	RT45, SK5VP, SK7VP, 410SX, R230, R300
186-507	18"	.75"	3.0"	RT45, SK7VP, 410SX
186-521	24"	.75"	3.0"	RT45, SK7VP, 410SX
186-528	18"	1.0"	10"	RT45, SK7VP, 410SX
186-754	12"	.375"	1.0"	100SXH
186-757	12"	.50"	1.0"	100SXH
185-334 with toe	30"	1.0"	7.375"	RT80Q, RT95H, RT100, RT105, RT115H, RT115Q, HT115, RT120, RT120Q, RT125, RT125Q
185-333 with toe	30"	1.5"	6.625"	RT80Q, RT95H, RT100, RT105, RT115H, RT115Q, HT115, RT120, RT120Q, RT125, RT125Q
185-332 with toe	30"	2.0"	10"	RT80Q, RT95H, RT100, RT105, RT115H, RT115Q, HT115, RT120, RT120Q, RT125, RT125Q
185-335 with toe	36"	1.5"	6.625"	RT80Q, RT95H, RT100, RT105, RT115H, RT115Q, HT115, RT120, RT120Q, RT125, RT125Q
185-329 with toe	36"	2.0"	6.625"	RT80Q, RT95H, RT100, RT105, RT115H, RT115Q, HT115, RT120, RT120Q, RT125, RT125Q



SPEED BLADES



Part Number	Cover Depth	Blade Thickness	Bullet Diameter	Model(s)
185-1030	12-18"	.50"	1.5"	420SX
185-1057	12"	.50"	1.5"	RT45, SK5VP, SK7VP
185-1058	18"	.50"	1.5"	SK5VP, R230, R300
186-810	12"	.375"	2"	RT45, SK5VP, SK7VP, 410SX, R230, R300
186-811	18"	.375"	2"	410SX

PULL BLADES

Part Number	Cover Depth	Feed Width	Radius	Model(s)
185-1021	12"	.50"	1.5"	420SX
185-1022	12"	.50"	2.0"	420SX
186-424	12"	.375"	1.5"	RT45, SK5VP, SK7VP, 410SX, R230, R300
186-336	12"	.375"	3.0"	RT45, SK5VP, SK7VP, 410SX, R230, R300
186-425	18"	.375"	1.5"	RT45, SK7VP, 410SX
186-337	18"	.375"	3.0"	RT45, SK7VP, 410SX
186-196	24"	.75"	.75"	RT45, SK7VP, 410SX
186-435	12"	.375"	.143"	100SXH
185-425	24-30"	.75"	3.0"	RT55
185-426	18-24"	.75"	3.0"	RT55
185-427	24-30"	.75"	-	RT55
185-356	22-30"	1.0"	3.0"	RT80Q, RT95H, RT100, RT105, RT115H, RT115Q, RT120, RT120Q, HT115, RT125, RT125Q
185-345	24"	1.0"	3.0"	RT80Q, RT95H, RT100, RT105, RT115H, RT115Q, RT120, RT120Q, HT115, RT125, RT125Q
185-357	28-36"	1.0"	3.0"	RT80Q, RT95H, RT100, RT105, RT115H, RT115Q, RT120, RT120Q, HT115, RT125, RT125Q



FLOAT BLADES



Part Number	Cover Depth	Feed Width	Model(s)
186-192	12"	1.0"	RT45, SK7VP
186-194	18"	1.0"	RT45, SK7VP, 410SX
186-195	18"	1.25"	RT45, SK7VP, 410SX
186-197	24"	1.0"	RT45, SK7VP, 410SX
186-198	24"	1.25"	RT45, SK7VP

CHUTE ASSEMBLIES




Part Number	Cover Depth	Feed Width	Radius	Model(s)
186-480	12"	.375"	1.5"	RT45, SK7VP
186-485	12"	.75"	3.0"	RT45, SK5VP, SK7VP
186-536	18"	.375"	1.5"	RT45, SK7VP
185-551	18"	1.0"	10"	RT45, SK7VP
186-563	24"	1.0"	10"	RT45, SK7VP



SLIT FENCE BLADES

Part Number	Cover Depth	Feed Width	Model(s)
185-1079	7"	.375"	SK5VP, 1VP4

HD BLADE WEAR PARTS



Part Number	Description
185-1124	Point
185-1125	Flex Pin
185-1126	Lower Guard
185-1127	Upper Guard
185-1128	Pin
185-1129	Retainer
190-2637	Replaceable Edge Kit*

* Kit includes all the above items.

HD PLOW BLADES



Part Number	Cover Depth	Feed Width	Radius	Model(s)
185-1131	34-42"	1.5"	7.5"	RT115Q, RT120Q, RT125, RT125Q
185-1132	34-42"	2.0"	10"	RT115Q, RT120Q, RT125, RT125Q
185-1133*	34-42"	2.0"	15"	RT115Q, RT120Q, RT125, RT125Q

For the most up to date version of this booklet scan the QR code below

